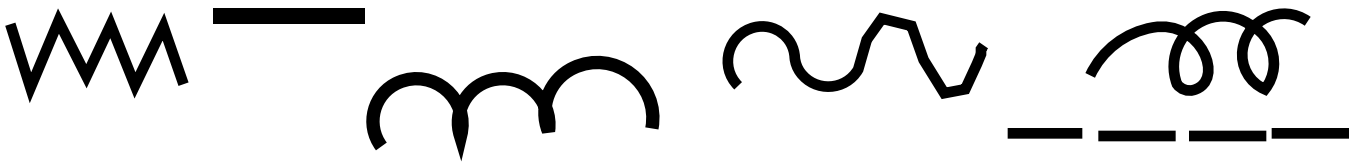


Book: Lines that Wiggle



Warm and Cool Abstract Pattern Paintings

2nd Grade

- 1st: WRITE **NAME** ON PAPER WITH **TEACHERS NAME**
- 2nd: **Watercolor wash** background with **warm colors**
- 3rd: **Tempera paint** different lines and marks with **cool colors**
 - Examples: Zig Zag, Straight, Bumpy, Wavy, Broken, Curly



- 4th: Add touches of **gold paint** to accent colors and lines



Step 1:
Write NAME ON PAPER

Step 2:
Watercolor wash background
with WARM COLORS
**paper towel test before
switching colors*

Step 3:
Tempera paint COOL COLORS
in lines and patterns

Step 2:
Optional: Add touches of gold to
accent colors and lines