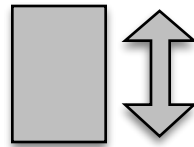


Book: Lines that Wiggle - Line Resist Painting

K

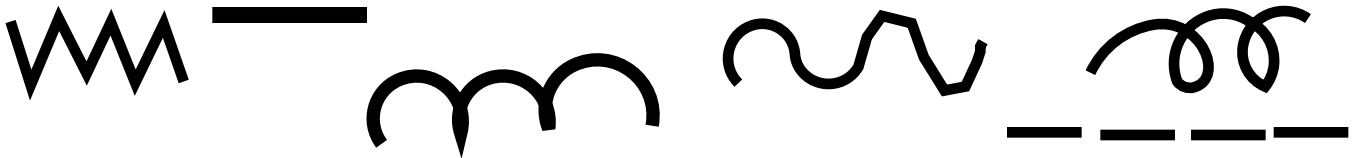
- 1st: WRITE **NAME** ON PAPER

- 2nd: Hold paper long ways - **vertical**



- 3rd: Draw **6 DIFFERENT LINES** with **BLACK CRAYON**

- Examples: Zig Zag, Straight, Bumpy, Wavy, Broken, Curly

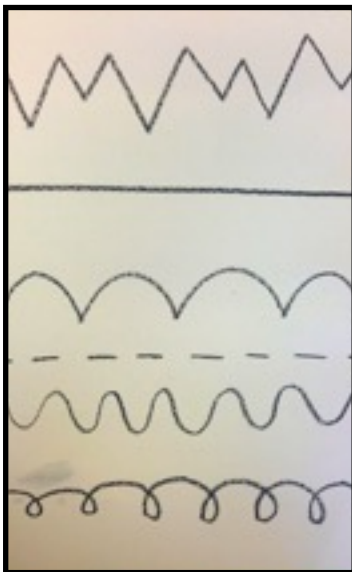


- 4th: **Add other crayon lines** to show pattern in same area (R O Y G B V)


* Rainbow Order

- 5th: R O Y G B V - red orange yellow green blue violet

- **Watercolor paint the background** - watercolor wash



Step 1:
Draw 6 different lines
using black crayon



Step 2:
Add R O Y G B V
crayon designs using



Step 3:
Add R O Y G B V
watercolor wash
**do the paper towel test
before switching colors*