

Abstract Pattern Landscapes




3rd Grade

DAY ONE:

- 1st: WRITE **NAME** ON PAPER WITH **TEACHERS NAME**
- 2nd: **Draw with pencil... then outline with sharpie**
 - Background
 - Different patterns in each section

DAY TWO:

- 3rd: **Add watercolor crayon to each section**
- 4th: **Use a damp paper towel to blend colors**
- 5th: free draw or coloring page



1.
Draw your scene
with pencil and
then black
sharpie



2.
Draw patterns with pencil first
then outline with black sharpie
+
Add watercolor crayon to
different sections



3.
Use a damp paper
towel to blend colors in
background