

Picasso Inspired Portrait Cubism Painting

Third Grade










1. Write name on back of paper.
2. Hold paper long ways.. also called, Portrait!
3. Draw an **abstract portrait** using shapes for facial features.
4. Draw geometric and organic lines on paper in background.
(Create a variety of **section sizes, shapes, and lines.**)
5. **Paint each section a different color,**
DO NOT MIX COLORS IN PAINT CONTAINERS..

MIX ON PALATE PAPER

- Tint: COLOR + WHITE

- Shade: COLOR + little bit of BLACK

6. Outline lines with black glue.
7. Place onto drying rack + clean-up!

Primary	+	Primary	=	Secondary
	+		=	
YELLOW		RED		ORANGE
	+		=	
BLUE		YELLOW		GREEN
	+		=	
RED		BLUE		VIOLET

Abstract: has lines, shapes, and color

Cubism: movement in art, made of simple geometric shapes, interlocking planes, and, later, collage.

